VIDEO ENTRY SYSTEM

a:pha

New modular entry panel

IF YOU LOVE YOUR BUILDING

urmet

Born to stand out

Urmet revolutionises the world of entry panels by developing an authentic **icon of elegance**. The innovation of its design lays down new rules, paving the way to an emerging generation:
the Alpha Generation.

a:pha
Cialdini Antonio

URMET
a:pha
URMET
a:pha
URMET
a:pha

Urmet presents Alpha: a new line of modular entry panels for 2Voice systems, quick to install and easy to program.

DETAILS ON THE FOREGROUND

Its style is made up of details, that is why the new Alpha entry panel has a sleek design, **without any frame or projections**: complete with flush-mounted buttons which express a minimalist sense of modernity.
Nothing is left to chance, even a functional element such as **the horizontal lighting bar** for the camera is turned into an aesthetic motif. **A twilight sensor** manages the lighting system to ensure an optimal light at night.

REFINED MATCHINGS

Quality and elegance are ensured not only by shapes but also by the choice of materials and chromatic combinations. The **painted steel**, with a pleasing sand effect, joins **the methacrylate front plates** to offer visual harmony and high **resistance to UVA rays** at the same time.

STRENGTH IS THE NEW BEAUTY

Aesthetics is nothing without design.
That is why Alpha's finishings have been studied in detail, from the combinations of modules to their development, ensuring **maximum resistance to external agents** such as water and dust, and to any impact.
Protection class IP55 and IK08.

Simply superior technology

Performance and simplicity are the two key words that describe the new Alpha entry panels. The technological research behind every feature helps to create an iconic object; **easy to install** and program, ensuring maximum efficiency with minimum effort.

IT AMPLIFIES PERFORMANCE

Alpha technology stands out for **the high quality of sound and images**, thanks to a high-performance **wide-angle camera** compliant with European standards.

IT MAKES CONNECTION EASIER

To make configuration as easy as possible, Alpha entry panels feature **two levels** of programming: **basic and advanced**.

Basic programming

for **single-staircase** systems with up to **2 main** and **2 secondary entry panels**:
it is carried out directly on the audio or audio/video module using the on-board buttons.

Advanced programming

for all the other system types:
it is carried out by means of **smartphone/tablet/pc** with a WiFi Direct connection and without the need for any specific software; a normal browser is sufficient and **no Internet connection is required**.

IT REDUCES INSTALLATION TIME

New Alpha entry panels have been designed to offer a **simple and fast** installation experience. The design allows the installer to join together modular elements in a **few steps**, minimising the use of screwdrivers and consequently the installation time.
All connections among modules are carried out by means of **supplied flat cables**, thus excluding local wirings.

Versatile and customised

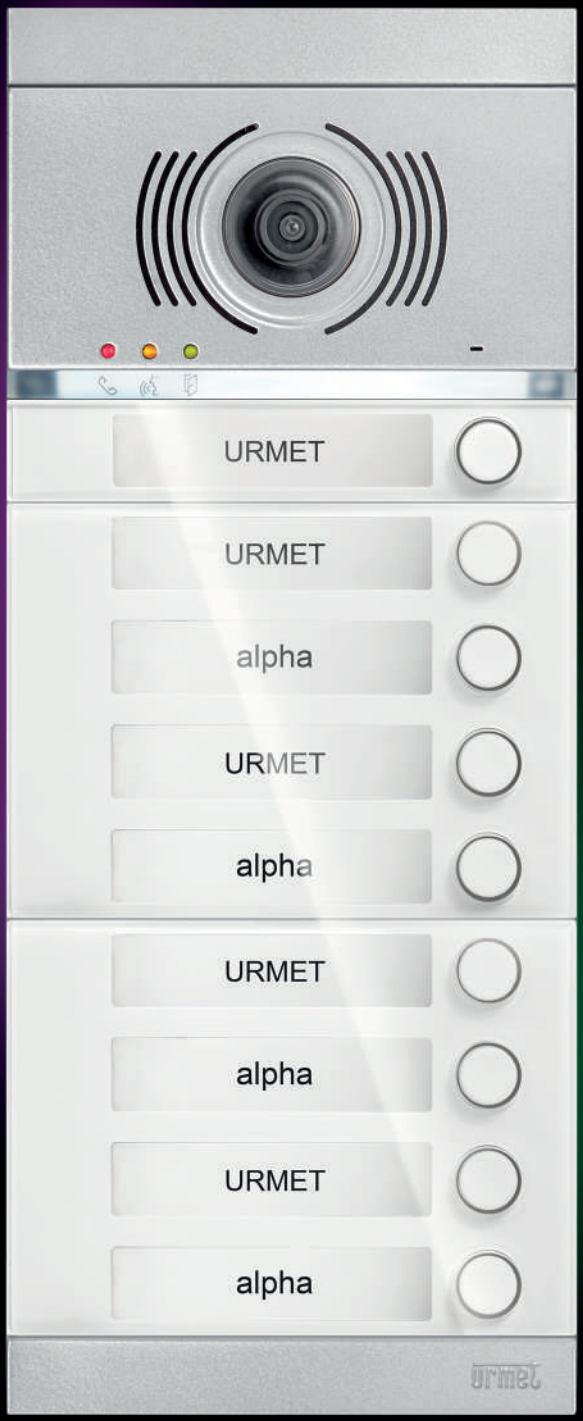

TOTAL WHITE STYLE

Alpha offers the **maximum level of customisation** and this is extended to its design which is available in **classic black** or in **white**; fulfilling the needs of different applications.

THE THINNEST ON THE MARKET

Alpha has been designed to be displayed and admired. For this reason, once it has been installed, its projection from the wall is practically non-existent, an unmatched record among all the modular entry panels currently on the market: **only 12 mm for the flushmounting version and 29 mm for the surface wallmounting version.**

DOUBLE ROW OF BUTTONS

Alpha meets any needs in terms of **performance**, **design** and **space**.
For this reason, a version featuring buttons on **two rows** is available, allowing twice as many names to be added to the same overall space, if required.

Digital call module

Alpha is also available as a digital version with **3.5" colour display** and soft touch buttons. **Completely modular**, it allows the door to be opened with a numerical code and can manage **2 entry doors/gates** (pedestrian and driveway entrance).
Lastly, it features **a user code for emergency calls** which activates when several buttons are pressed at the same time.

THE DIGITAL CALL MODULE IS **COMPLETELY MODULAR**, MADE UP OF SINGLE ELEMENTS TO CREATE **ANY TYPE OF COMBINATION**.

Wide-angle camera

Less installation time

The first modular entry panel without a frame

Painted steel

Wide-angle camera
113° horizontal
92° vertical

System status display by means of 3 LEDs:

> presence of a call in progress
> presence of an active conversation
> active door opener and busy status

Horizontal lighting bar

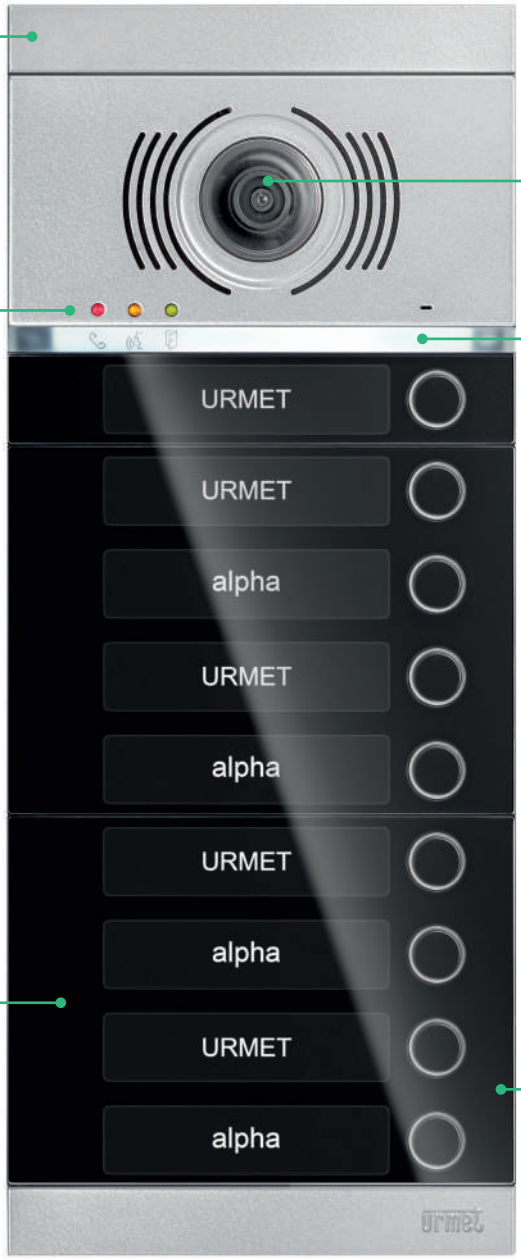

Snap-fit modules

Without frame

IP55
IK08

Maximum resistance to external agents

Programming on entry panel or from smartphone/ tablet/PC

The thinnest on the market in the wall surface mounting version

Assembly in a few steps

The assembly requires minimal tools, used only for fixing the wall frame and connecting the **2Voice column** and the electric lock. All the other components of Alpha entry panels are designed for a **snap-fit assembly**, while the connections among modules are carried out using the pre-wired flat cables supplied.



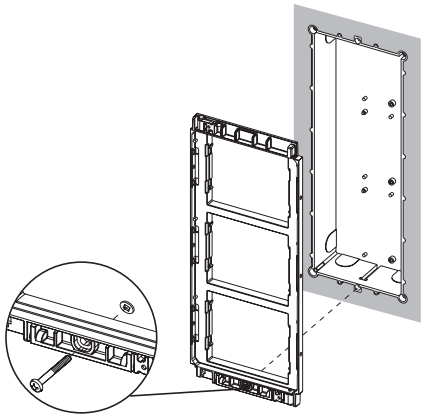

1. Using the screw supplied with the product, fix the lower part and the module holder wall frame, on the flush-mounting box on the wall.

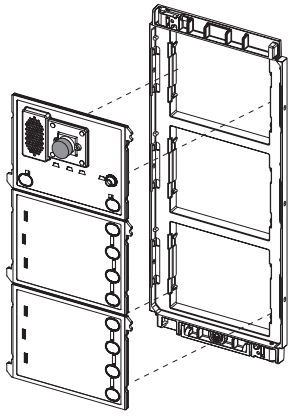

2. Then insert the various snap-fit modules on the wall frame and connect them together using the supplied flat cables.

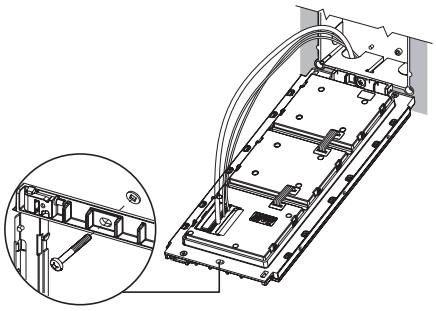

3. Connect the two wires of the 2Voice riser and those of the electric lock, fixing all with the other screw on the wall frame upper side.

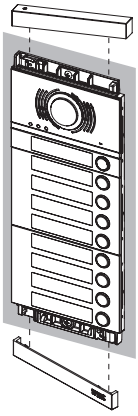

4. Complete the installation by fitting the design front plates and the upper and lower heads.

SURFACE WALL MOUNTING VERSION



When installing a **surface wall mounting entry panel**, the wall frame will be replaced by a **housing with frame**.

Steps and product item numbers remain unchanged for the next assembly phases.

Designed to be modular

CUSTOMISATION AND **VERSATILITY** ARE THE KEY FEATURES OF **ALPHA ENTRY PANEL**.

COMPOSITION

1. Define your needs and **choose** the most suitable system base **kit**.



Audio system base kit 1183/622 | Audio/video system base kit 1783/724 | Audio column kit 1783/728 | Video column kit 1783/738

2. Insert the audio or video **front plate** with single or double buttons.

WITH SINGLE BUTTON

1168/140 | 1168/141

1168/130 | 1168/131

WITH DOUBLE BUTTON

1168/140 | 1168/142

1168/130 | 1168/132

3. **Choose modules** with 4 buttons (single version) or 8 buttons (double version).

1168/4

1168/8

4. **Select the** required **button covering front plates**.



1168/11 | 1168/12 | 1168/13 | 1168/14

1168/24 | 1168/28

5. Add the required **accessory modules**.



1168/45 | 1168/50 | 1168/59 | 1168/48

6. **Choose the wall frames** or the **surface wall mounting boxes with frame** to complete the entry panel.

FOR RECESSED INSTALLATION

1168/61 | 1168/62 | 1168/63 | 1168/64

FOR SURFACE WALL INSTALLATION

1168/311 | 1168/312 | 1168/313 | 1168/314

PROGRAMMING

The installation of **a single entry panel** on a single column **does not require** any programming.

Basic level

For the installation of up to **2 main** and **2 secondary entry panels**, **BASIC programming** mode is sufficient and allows for the management of 5 operating parameters.

- MAIN or SECONDARY entry panel
- entry panel ID 0 or 1
- Door opener free or upon call
- One or two active buttons on audio or audio/video module
- Exchange call button YES/NO.

Only the button on the audio or audio/video module is used for programming.



Advanced level

For all **other types** of installation or to change system parameters, **ADVANCED programming mode** is used; designed to be simple and intuitive as well.

It is activated with a **WiFi Direct connection** between the entry panel and **a smartphone, tablet or pc**, without using any additional software: **the Internet browser** already present on the device **is sufficient. Therefore, no Internet connection is required**.

By accessing the internal pages of the audio, audio/video or display **unit** (in the case of a digital call module), it is possible to:

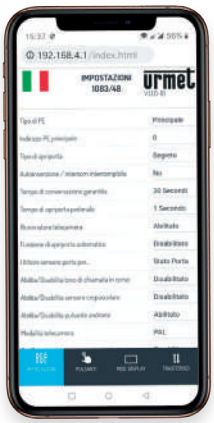

1. **Manage** system general **parameters**

2. **Enter names** and door opening codes

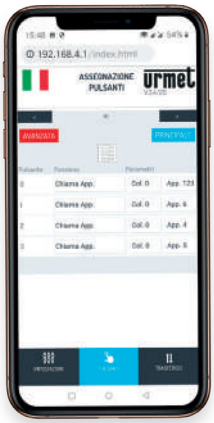

3. **Match single buttons and apartments**, without topological or installation limits

4. Save the configuration and send it to the module. Store a **copy of the programming file** on a smartphone, tablet or pc, to be used for any future maintenance work

REFERENCES

BLACK ENTRY PANEL

FRONT PLATES FOR BUTTON MODULES	
1168/11	1-BUTTON FRONT PLATE
1168/12	2-BUTTON FRONT PLATE
1168/13	3-BUTTON FRONT PLATE
1168/14	4-BUTTON FRONT PLATE
1168/24	DOUBLE 4-BUTTON FRONT PLATE
1168/28	DOUBLE 8-BUTTON FRONT PLATE

1168/11

1168/12

1168/13

1168/14

1168/24

1168/28

FRONT PLATES FOR EXTERNAL UNIT	
1168/130	FRONT PLATE FOR AUDIO MODULE WITHOUT BUTTON AND DDA
1168/131	FRONT PLATE FOR AUDIO MODULE WITH 1 BUTTON AND DDA
1168/132	FRONT PLATE FOR AUDIO MODULE WITH 2 BUTTONS AND DDA
1168/140	FRONT PLATE FOR AUDIO/VIDEO MODULE WITHOUT BUTTONS AND DDA
1168/141	FRONT PLATE FOR AUDIO/VIDEO MODULE WITH 1 BUTTON AND DDA
1168/142	FRONT PLATE FOR MODULE AUDIO/VIDEO MODULE WITH 2 BUTTONS AND DDA

1168/130

1168/131

1168/132

1168/140

1168/141

1168/142

SPECIAL MODULES AND DOOR OPENERS	
1168/1	DIGITAL DIRECTORY DISPLAY MODULE
1168/45	MIFARE PLUS PROXIMITY KEY READER MODULE
1168/46	KEYPAD MODULE (for call module or code keypad module)
1168/49	ALPHABETIC KEYPAD MODULE (for call module)
1168/48	MODULE FOR HEARING IMPAIRED PEOPLE (ILA)
1168/50	STREET NUMBER MODULE
1168/59	DUMMY MODULE

1168/1

1168/45


1168/46

1168/49

1168/48

1168/50

1168/59

BUTTON MODULES	
1168/4	4-BUTTON MODULE
1168/8	8-BUTTON MODULE

1168/4

1168/8

OUTDOOR STATIONS	
1083/38	EXTERNAL AUDIO UNIT WITH 2VOICE DDA
1083/48	EXTERNAL AUDIO-VIDEO UNIT WITH 2VOICE DDA

1083/38

1083/48

REFERENCES

WHITE ENTRY PANEL

FRONT PLATES FOR BUTTON MODULES	
1168/11W	1-BUTTON FRONT PLATE
1168/12W	2-BUTTON FRONT PLATE
1168/13W	3-BUTTON FRONT PLATE
1168/14W	4-BUTTON FRONT PLATE
1168/24W	DOUBLE 4-BUTTON FRONT PLATE
1168/28W	DOUBLE 8-BUTTON FRONT PLATE

1168/11W

1168/12W

1168/13W

1168/14W

1168/24W

1168/28W

FRONT PLATES FOR EXTERNAL UNIT	
1168/130W	FRONT PLATE FOR AUDIO MODULE WITHOUT BUTTONS AND DDA
1168/131W	FRONT PLATE FOR AUDIO MODULE WITH 1 BUTTON AND DDA
1168/132W	FRONT PLATE FOR AUDIO MODULE WITH 2 BUTTONS AND DDA
1168/140W	FRONT PLATE FOR AUDIO/VIDEO MODULE WITHOUT BUTTONS AND DDA
1168/141W	FRONT PLATE FOR AUDIO/VIDEO MODULE WITH 1 BUTTON AND DDA
1168/142W	FRONT PLATE FOR MODULE AUDIO/VIDEO MODULE WITH 2 BUTTONS AND DDA

1168/130W

1168/131W

1168/132W

1168/140W

1168/141W

1168/142W

SPECIAL MODULES AND DOOR OPENERS	
1168/45W	MIFARE PLUS PROXIMITY KEY READER MODULE
1168/48W	MODULE FOR HEARING IMPAIRED PEOPLE (ILA)
1168/50W	STREET NUMBER MODULE
1168/59W	DUMMY MODULE

1168/45W

1168/48W

1168/50W

1168/59W

BUTTON MODULES	
1168/4	4-BUTTON MODULE
1168/8	8-BUTTON MODULE

1168/4

1168/8

OUTDOOR STATIONS	
1083/38	EXTERNAL AUDIO UNIT WITH 2VOICE DDA
1083/48	EXTERNAL AUDIO-VIDEO UNIT WITH 2VOICE DDA

1083/38

1083/48

REFERENCES

DOOR OPENER MODULE ACCESSORIES	
1125/53	10 MIFARE PLUS PROXIMITY KEYS

ACCESSORIES	
1168/100	PACKAGE WITH 10 NAME TAGS AND 2 STREET NUMBER TAGS

WALL FLUSH-MOUNTING FRAMES AND WALL FRAMES	
1168/61	1-MODULE WALL FRAME
1168/62	2-MODULE WALL FRAME
1168/63	3-MODULE WALL FRAME
1168/64	4-MODULE WALL FRAME

1168/61 1168/62 1168/63 1168/64

HOUSINGS WITH WALL FRAME FOR SURFACE WALL MOUNTING	
1168/311	1-MODULE HOUSING WITH WALL FRAME
1168/312	2-MODULE HOUSING WITH WALL FRAME
1168/313	3-MODULE HOUSING WITH WALL FRAME
1168/314	4-MODULE HOUSING WITH WALL FRAME

1168/311 1168/312 1168/313 1168/314

ACCESSORIES FOR FRAMES AND HOUSINGS	
1168/401	RAIN SHIELD

1168/401

REFERENCES

FLUSH-MOUNTING BOXES	
1145/51	1-MODULE FLUSH-MOUNTING BOX
1145/52	2-MODULE FLUSH-MOUNTING BOX
1145/53	3-MODULE FLUSH-MOUNTING BOX
1145/54	4-MODULE FLUSH-MOUNTING BOX

1145/51 1145/52 1145/53 1145/54

FLUSH-MOUNTING FRAMES	
1168/611	1-MODULE 1-ROW FRAME
1168/612	2-MODULE 1-ROW FRAME
1168/613	3-MODULE 1-ROW FRAME
1168/614	4-MODULE 1-ROW FRAME
1168/624	4-MODULE 2-ROW FRAME
1168/626	6-MODULE 2-ROW FRAME
1168/639	9-MODULE 3-ROW FRAME



1168/611 1168/612 1168/613 1168/614

ALPHA SYSTEM BASE KIT	
1783/724	2VOICE AUDIO/VIDEO SYSTEM BASE KIT Consisting of 1083/48 external audio/video unit and 1083/20A power unit. To be completed with front panel featuring 0-1-2 buttons for the external unit. Expandable with additional modules and accessories, flush-mounting boxes and wall frames.
1783/728	2VOICE AUDIO COLUMN KIT Consisting of 1083/38 external audio unit, 1083/50 column interface and 1083/20A power unit. To be completed with front panel featuring 0-1-2 buttons for the external unit. Expandable with additional modules and accessories, flush-mounting boxes and wall frames.
1783/738	2VOICE VIDEO COLUMN KIT Consisting of 1083/48 external audio/video unit, 1083/50 column interface and 1083/20A power unit. To be completed with front panel featuring 0-1-2 buttons for the external unit. Expandable with additional modules and accessories, flush-mounting boxes and wall frames.
1183/622	2VOICE AUDIO SYSTEM BASE KIT Consisting of 1083/38 external audio unit, 1083/20A power unit and 2 Miro 1183/5 intercoms. To be completed with front panel featuring 0-1-2 buttons for the external unit. Expandable with additional modules and accessories, flush-mounting boxes and wall frames.
1783/723	2VOICE AUDIO DIGITAL SYSTEM BASE KIT Consisting of 1083/38 external audio unit, 1168/1 display module, 1168/46 numeric keypad module and 1083/20A power unit. To be completed with front panel featuring 0-1-2 buttons for the external unit. Expandable with additional modules and accessories, flush-mounting boxes and wall frames.
1783/733	2VOICE VIDEO DIGITAL SYSTEM BASE KIT Consisting of 1083/48 external audio/video unit, 1168/1 display module, 1168/46 numeric keypad and 1083/20A power unit. To be completed with front panel featuring 0-1-2 buttons for the external unit. Expandable with additional modules and accessories, flush-mounting boxes and wall frames.

All Urmet products bear the mark CE

Urmet S.p.A. reserves the right to make changes to its products at any time without prior notice.

2Voice is a trademark of Urmet S.p.A.

Printed by: Servizi Tipografici Carlo Colombo - Roma
Printed in February - 2019

URMET S.p.A.
Via Bologna, 188/C • 10154 Torino - ITALY
urmet.com • info@urmet.com • follow us on